Parts list Speedster

Document ID: Sup-PLS-002-Eng
Date of issue: August 12, 2014
Revision date: February 26, 2025

CONTENT

Ordering information **2**
Parts order example **3**
Coffee boiler **4**
Model 2008-2011 (slim group-neck): Left (element) side 4
Model 2008-2011 (slim group-neck): Right (fill) side 5
Model 2008-2011 (slim group-neck): Group valve 6
Model 2008-2011 (slim group-neck): Group 7
Model 2011-2016 (wide group neck): parts within body 8
Model 2011-2016 (wide group neck): parts outside body 9
Coffee boiler comparison 2016 vs 2017, right side (water supply side) 10
Coffee boiler comparison 2016 vs 2017, left side (heating element side) 11
Group valve base evolution 12
Heating elements steam and coffee: evolution **13**
Available heating elements **14**
Steam boiler **15**
Model 2008: Left (element) side 15
Model 2008: Right (heat exchanger) side 16
Steam boiler model 2009-..: left (element) side 17
Steam boiler model 2009/2016: right side (heat exchanger) 18
Electronic control **19**
Waterways right hand side: manifold **20**
Waterways right hand side: mix-block **21**
Waterways right hand side, water-lines **22**
Front-panel mounted items **23**
gauges, PPIC, hot water switch 23
Progressive pre-infusion cylinder 24
Shot timer – first model 25
Shot timer display, PCB, and mounting material 26
Steam valve and wand 27
Hot water valve and wand 28
Interior of steam and hot water valve 29
Brew lever 30
Discharge, model 2014 ..... **31**
Frame and panel-work **32**
Cup warming tray 33
Drip tray, steam boiler isolation 34
Pump, portafilter, Idro-matic **35**
List of copper tubing version 2014 ..... **35**

Explanation for tables:

nip	not in picture
s.st.	stainless steel
RAW	external parts sometimes also have a raw version
#	first 3 digits of machine number
~~article code~~	Original parts have run out. Replacement parts are mostly available (see remark).

Order parts via: spareparts@keesvanderwesten.com

See “Ordering information” and “Parts order example” on pages 2 and 3.

When ordering parts, if possible specify the machine number the part is meant for.
Refer to this parts-list revision date when ordering.

Ordering information

When ordering spare parts directly from Kees van der Westen we ask you to send your parts list to spareparts@keesvanderwesten.com as comprehensive as possible to minimise the chance of mistakes in the delivered parts. Include the machine model, type and machine number if the parts order concerns a specific machine, also include the parts-list version you consulted.
The list should state amount, parts number and short description, see the example on the next page.

You can download the different parts lists:
Spirit: http://www.keesvanderwesten.com/assets/spirit-parts-list.pdf
Mirage: http://www.keesvanderwesten.com/assets/mirage-parts-list.pdf
Speedster: http://www.keesvanderwesten.com/assets/speedster-parts-list.pdf

If the parts list is not conclusive, seek contact with support@keesvanderwesten.com before ordering.

One recipient please

When ordering parts or putting forward a question about parts, please address only one recipient on our side. When more employees receive the same email/request it is possible that all or none of the recipients feel responsible to take action.

Receive parts

In order to receive your spare parts order we need your full details, see example below:

- Billing address
- Delivery address
- Contact person
- Telephone number(s)
- E-mail address

As we do not know the final UPS shipping costs upon sending your order, we will bill you after these costs are known to us.
So you will receive the goods first and the invoice afterwards.

Payment

As for the payment of your order. Payment can be settled with PayPal or a bank wire transfer. We do not accept direct credit card transactions.
If you have a PayPal account set up it should be settled rather quickly. We could send you a payment request which takes care of it almost instantly.
A bank wire transfer is also possible, but we do not know if your bank charges additional costs and/or fees.
Please let us know which option you prefer. If you would like to pay with PayPal, we kindly ask you to inform us which email address we may send our request.

Parts order example

Send your list to: spareparts@keesvanderwesten.com

Machine model	Speedster	parts order
Machine type		
Machine number	1230217	
Parts list	July 22, 2021	

amount	parts number	short description
2	K00758-00	anti-vacuum valve 1/4M-hose pillar; brass
1	K00811-00	solid state relay NO; 3-32Vdc control voltage
2	K00782-00	ball valve 1/4F-1/4F; nickel plated brass, butterfly handle
…	…	

Customer number	……. (if known)
Contact person	Coffee Lover
Billing address	Espressostreet 30 1234 Arabica COLUMBIA
Delivery address	Ristrettolane 15-ML 1234 Arabica COLUMBIA
Telephone	+12 345 678 9012
e-mail	c.lover@gmail.com

Remark: When ordering numerous parts for older machines it is wise to explain here what you like to establish. It helps us to identify possible mistakes in the parts-order such that we will seek contact to clarify the order before picking and shipping.

Coffee boiler

Model 2008-2011 (slim group-neck): Left (element) side



	part number	short description	remark
a	~~ZS-G1001~~	coffee boiler with slim group-neck; s.st.	#000-029
	~~ZS-G1001-v2~~	coffee boiler with slim group-neck and boiler supports; s.st.	#030-147
b	ZK00625-00	ring 52x40x2; Teflon, as gasket between element and boiler	
c		heating element 900W; screw connections	see page 13
d	ZK02070-00	heating element cover Speedster; brown plastic, machined	
e	ZK01826-00	ball valve 3/8F-3/8M; nickel plated brass, lever handle	
f	K00783-00	plug 3/8F; nickel plated brass	
g	K01661-00	fitting 1/8F-1/4M; brass	
h	~~XVS-E1004*~~	temperature sensor Pt-100 1/8M; 3-wire, 100mm (JUMO)	see K01666-00**
nip	~~XVK01666-00~~	temperature sensor Pt-100 1/8M; 2-wire, 100mm (Tasseron)	see next
	K03005-01	temperature sensor Pt100 1/8M, 100mm; s.st. with Molex	use with K03007
	K03007-00	sensor cable 2-wire, Pt100, 575mm, Molex > ferrule	***
i	K01668-00	overheat safety switch 107°C M4; automatic re-set	
j	C-RS-M8	washer din125A M8; s.st.	
k	C-RT-M8	lock washer din6798A M8; s.st.	
l	C-MH-M8	nut din934 M8; s.st.	

* XVS-E1004 corresponds to sensor with appr. 10 cm long cable
** K01666-00 is a 2-wire sensor, JUMO controllers can be set to function with this sensor type (change value of parameter C111 from 001 to 003). Make sure to order the sensor-cable as well and instructions to adjust the JUMO controller.
*** The coffee boiler sensor-cable is difficult to replace. There is an adapter-cable K02955-00 available that may help, contact us.

Model 2008-2011 (slim group-neck): Right (fill) side

	part number	short description	remark
a		coffee boiler with slim group-neck; s.st.	see page 4
b	K01659-00	2mm copper tube; coffee boiler ↔ PPIC (Speedster), pressure gauge (Spirit)	shape deviates, bends easily
c	K01657-00	fitting 1/8M-1/8M; brass	
d	K00786-00	ring 1/8”; copper	
e	ZK01660-01	8mm copper tube with knee fitting 1/4M-1/4M (injection tube coffee boiler)	until #630

Model 2008-2011 (slim group-neck): Group valve



	part number	short description	remark
a	K01536-00	6mm copper tube; group valve ↔ discharge	
b	K00798-00	coil 230Vac (for K00800 & Z02101 & Z02076 Parker)	
	K00799-00	coil 200Vac (for K00800 & Z02101 & Z02076 Parker)	a.o. Japan
	ZK02077-00	coil 115Vac (for K00800 & Z02101 & Z02076 Parker)	a.o. USA
c	ZK02101-00	3-way valve, without base (old Speedster group-valve; Parker)	#000-147
d			
e	C-BZ-M6x20	Allen bolt din912 M6x20; s.st.	
f	C-RS-M6	washer din125A M6; s.st.	
g		group valve base with copper tubing	see "group valve bases", page 12
h	ZK02043-00	O-ring at base of solenoid valve (20x3.0mm? # 000 - 147)	
i	replaced	jet M6x6 orifice 0.6mm; brass (later relocated to ZK02037 & ZK02038)	see K00760-00
nip	K00760-00	jet M6x6 orifice 0.6mm; s.st.	
j		coffee boiler with slim group-neck; s.st.	see page 4

Model 2008-2011 (slim group-neck): Group



	part number	short description	remark
a	~~XSR-G1010~~	group protective cap; black POM	see K01701-02
nip	~~VSR-G1010-B~~	group protective cap; black Bakelite (GBO)	see K01701-02
nip	K01701-02	group protective cap; black Nylon PA6 gloss (DS)	no fit on V01689-01
b	C-MH-M8	nut din934 M8; s.st.	old model cover
c	C-SS-M8x16	set screw din916 M8x16; s.st.	
d	~~VSR-G1002~~	group cover; s.st. (flat top)	see K01689-02, page 8
e	K01692-00	O-ring 75x2.5mm; FKM, top of group, standard size	
f		coffee boiler with slim group-neck; s.st.	see page 4
g	K01695-00	O-ring 71.44x3.53mm; EPDM, bottom of group, standard size	
h	~~ZSR-G1003~~	group base; s.st. (version 1, threads seal)	
nip	ZK02106-02	group base; s.st. (version 2, threads seal)	
i	~~VSR-G1009-Cv2~~	O-ring 5.7x1.9mm; Viton	as set replaced by K01700-03, see page 8
j+k		dispersion base and plate; POM (replaced by PEEK)	
l		machine screw din964 M5x12; s.st.	
nip	K01700-03	dispersion set; beige PEEK (base, plate, O-ring, screws)	
m	C-MH-M6	nut din934 M6; s.st.	
n	C-RS-M6	washer din125A M6; s.st.	
o	~~ZSR-G1005~~	group head rod; s.st.	K01696-02, p. 8
nip	K01696-02	group head rod; s.st. (with tool-grip 7mm)	
p	K01697-02	group bayonet; chromed brass (without rods)	
q	K00824-00	group shower screen; s.st., KvdW logo	
r	K00826-00	group ring; 8.0mm (Arinca)	if bayonet wears out, use thicker group-ring
	K00827-00	group ring; 8.5mm (Arinca)	
	K00828-00	group ring; 9.0mm (Arinca)	

Model 2011-2016 (wide group neck): parts within body



	part number	short description	remark
C,D		group valve mounting plate with tubing	see page 12
a	~~VSR-E1023-230~~	3-way flange valve, orifice 1.5mm; s.st., coil 230Vac (Parker)	replaced with ODE, needs different drain and flat-jet *
	~~ZSR-E1023-110~~	3-way flange valve, orifice 1.5mm; s.st., coil 115Vac (Parker)	
	~~K01671-00~~	3-way flange valve, orifice 1.5mm; s.st., coil 200Vac (Parker)	
nip	K02996-00	special 3-way flange valve, orifice 1.5mm; s.st., 230V (ODE)	
b	C-SK-M4x06	Phillips screw din7985 M4x6; s.st.	
c	C-RT-M4	lock washer din6798A M4; s.st.	
d	C-BZ-M6x20	Allen bolt din912 M6x20; s.st.	
e	C-RS-M6	washer din125A M6; s.st.	
f	ZK01660-01	8mm copper tube with knee fitting 1/4M-1/4M (injection tube)	last used # 629
g	K01657-00	fitting 1/8M-1/8M; brass	
h	ZK01593-00	temperature sensor cable 450mm with fastons	K03005-01 sensor K02955-00 adapter cable
	C-HK-G	heat resistant cap, 9.5x25.4mm (with punctured hole)	
i	~~XVSR-E1004-T~~	temperature sensor Pt-100 1/8M; 2-wire, 100mm (Tasseron)	
j		heating element 900W	see page 13
k	K01656-02	O-ring 39x4.5mm; FKM (gasket for heating element)	
l	K01676-00	triangular O-ring spacer for s.st. boiler 3mm thick; s.st.	
m	C-RS-M8	washer din125A M8; s.st.	
n	C-RT-M8	lock washer din6798A M8; s.st.	
o	K01703-00	nut M8, 5mm thick; brass	
p	~~K00782-00~~	ball valve 1/4F-1/4F; nickel plated brass, butterfly handle	last used # 629 K03514-00
	K00866-00	fitting 1/4M-3/8M; brass	
	ZK02039-01	8mm s.st. tube 3/8M-3/8F (Speedster drain)	
q	K01668-00	overheat safety switch 107°C M4; automatic re-set	
r	K01704-00	plug 1/4M-M4F; brass	
nip	K01536-00	6mm copper tube; group valve - discharge	

*valve: K02996-00 (special 3-way flange valve, orifice 1.5mm; s.st., 230V (ODE))
drain: K03223-00 (6mm line) + K02281-00 (push-fit coupling) + K00837-01 (O-ring)
flat-jet: SR-U6008-06 or SR-U6008-08 (upgrade set with flat-jet 0.6 or 0.8mm, O-rings and screws)

Model 2011-2016 (wide group neck): parts outside body



	part number	short description	remark
nip	~~ZSR-G001-2~~	coffee boiler; wide short neck, s.st.	# 148-189
a		coffee boiler; wide long neck, s.st.	# 190-629
nip	K01687-03	coffee boiler; wide long neck, s.st.	# 630-…
b	~~VSR-G1010-B~~	group protective cap; black Bakelite	no fit on G100-2
nip	K01701-02	group protective cap; black Nylon PA6	
c	C-SS-M8x16	set screw din916; M8x16; s.st.	
nip	~~VSR-G1002~~	group cover, flat top; s.st.	see K01689-02
d	K01689-02	group cover, bulged top; s.st.	
e	K03135-00	O-ring 75x2.5mm; FKM, top of group, standard size	
f	C-MH-M6	nut din934 M6; s.st.	
g	C-RS-M6	washer din125A M6; s.st.	
h	K01697-02	group bayonet; chromed brass (without rods)	
i	K01696-02	group head rod; s.st. (with tool grip 7mm)	
j	ZK01694-00	O-ring 74x3.5mm; FKM, group base (until April 2017)	
	K01695-00	O-ring 71.44x3.53mm; EPDM, group base, (after April 2017)	
k	ZK02106-02	group base; threads seal version, s.st.	
nip	K01690-03	group base; O-ring seal version, s.st.	for Idro-matic
l	~~out of stock~~	O-ring 5.7x1.9mm; FKM	K01700-03
		dispersion base and plate; black POM	
		machine screw din963 M5x20; s.st.	
nip	K01700-03	dispersion set; beige PEEK (base, plate, O-ring, screws)	
m	K00824-00	group shower screen; s.st., KvdW logo	
n	~~out of stock~~	group ring; 8mm, red silicone	K00826-00
nip	K00826-00	group ring; 8.0mm, black (Arinca)	if bayonet wears out, use thicker group-ring
	K00827-00	group ring; 8.5mm, black (Arinca)	
	K00828-00	group ring; 9.0mm, black (Arinca)	

Coffee boiler comparison 2016 vs 2017, right side (water supply side)

Left: coffee boiler (# 190-629) with 1/8M-1/8M brass fitting for PPIC and injection line (not visible) in 1/8M-1/8M nickel-plated brass knee-fitting. Used until October 2016.
Right: 2017 version coffee boiler (# 630-…) with welded-on stainless "knee-fitting with injection line".

Coffee boiler comparison 2016 vs 2017, left side (heating element side)



Left: coffee boiler (# 190-629) with brass drain insert, butterfly handle drain valve and Tasseron Pt100 temperature sensor. Used until October 2016.
*Right: 2017 version coffee boiler (# 630-…) with welded on drain fitting, custom handle drain valve and Stork Pt100 temperature sensor. The new version sensor requires a new version sensor-cable. As it is difficult to install the new version sensor-cable (*K03007-00*) for the coffee-boiler sensor, we also offer an adapter-cable* (K02955-00*) that connects to the existing cable with moulded plug.*

	part number	short description	remark
a	~~XVSR-E1004-T~~	temperature sensor Pt-100 1/8M; 2-wire, 100mm (Tasseron)	see K03005-01
b	K03005-01	temperature sensor, Pt100 1/8M; 2-wire, 100mm; s.st. with Molex (Stork)	
	K02955-00	adapter cable for Stork Pt100-sensor (only for Speedster)	
	K03007-00	sensor cable 2-wire, Pt100, 575mm, Molex > ferrule; black insulation	
c	ZK02039-01	8mm s.st. tube 3/8M-3/8F (Speedster drain)	# 190-629
	K00866-00	fitting 1/4M-3/8M; brass	
	K00782-00	ball valve 1/4F-1/4F; nickel plated brass, butterfly handle	
d	K01035-00	8mm line; copper, 3/8F swivel-nut – 1/4M fitting	# 630-…
	K02284-00	ball valve 1/4F-1/4F; nickel plated brass, custom handle	

Group valve base evolution

In the early model Speedster with narrow neck boiler, a deconstructed 3-way solenoid valve is screwed directly onto the valve mounting plate (version A). The in-group jet (or restrictor) incorporated in the upper tube inside the group became obsolete and is not shown in the photo. The sealing O-ring (a) has different diameter than the sealing O-rings for versions B-D (b, will squeeze into oblong ring).
The wide-neck coffee boiler makes use of a complete 3-way solenoid flange valve that mounts onto the base plate with 4 machine screws (versions B to D).
Versions A, B and C make use of a compression seal onto the group bottom with threads(c). Version D with O-ring seal has been installed in new Speedsters to accommodate for the Idro-matic unit. The adapter on this version seals with an O-ring to the group-bottom (d). When no Idro-matic is installed, the top opening of the adapter is closed with a plug and O-ring and the adapter is held onto the group bottom with a bracket.

	part number	short description	remark
A	ZK02041-01	group valve mounting plate with 3 tubes (compression seal)	# 000-147
a	ZK02043-00	O-ring at base of solenoid valve (20x3.0mm?)	# 000-147
B	ZK02095-02	group valve mounting plate with 3 tubes (wide short neck, compression seal)	# 148-190
	ZK02096-03	group valve mounting plate with 3 tubes (wide long neck, compression seal)	# 191-629?
b	K01658-00	O-ring 25x2.5mm; Viton (fits ZK02095, ZK02096, ZK02112)	# 148-…
C	ZK02112-02	group valve mounting plate with short PPIC tube (compression seal)	# 630-
c	ZK02106-02	group base; threads seal version, s.st.	
	ZK01694-00	O-ring Ø 74x3.5mm; Viton, group base (until April 2017)	
D	K01709-03	group valve mounting plate with 55mm line + adapter (O-ring seal)	# …-…
d	K01690-03	group base; O-ring seal version, s.st.	
	K01702-00	O-ring Ø9.1x1.6mm; FKM 75 ShA	
	K01695-00	O-ring Ø71.44x3.53mm; EPDM, group base, standard size	
e	K01717-00	plug for adapter group line; s.st.	use this set if Idro-matic unit is not present
	K01702-00	O-ring Ø9.1x1.6mm; FKM 75 ShA	
f	K01716-03	bracket for adapter group line; s.st.	
g	C-SZ-M5x16	slotted mushroom head screw, M5x16mm	
h	C-SC-M5x16	countersunk screw din963 M5x16; s.st.	use with Idro-matic

Heating elements steam and coffee: evolution



Different heating elements and sealing used over the years.
A&B: screw-on connectors, Teflon seal, plastic cover (also possible to seal with Viton O-ring and spacer).
C&D: faston connectors, Viton O-ring as seal, triangular spacer, silicone hose for electric isolation.

Machines were first made with screw-on connectors on the wire loom. It may not be possible to install a faston element in an originally screw-on machine without major changes to the wire loom.
The Teflon seal used earlier was a "one-use-only"; when the element was taken out, the seal had to be replaced. This changed later to the Viton O-ring. The s.st. spacer makes sure that the O-ring cannot be "squeezed out" when tightening the element to the boiler.
The steam boiler has a maximum capacity of 1800W, divided over 2 spirals of 900W each. This element is made in both 115Vac as 230Vac. The coffee boiler has a maximum heating capacity of 900W. This element is only made in a 230Vac version. In a 115Vac machine, the double-spiral steam boiler element is also mounted in the coffee boiler, but 1 spiral is not used.

	part number	short description	remark
A	see next page	heating element 2x900W; 230Vac, screw-on (Firem)	steam and coffee
B		heating element 2x900W; 115Vac, screw-on (Iberital)	steam and coffee
C		heating element 2x900W; 230Vac, faston (Iberital)	steam
		heating element 2x900W; 115Vac, faston (Firem)	steam and coffee
D		heating element 1x900W; 230Vac, faston (Iberital)	coffee
a	K02080-00	connection nut din6334 M8x30; brass	
b	K00110-00	hose 10x14; black silicone, per meter	order length: 3.5cm
c	K00105-00	heat resistant cap, 9.5x25.4mm (for unused faston connectors)	115Vac only

NOTE: heating elements manufactured by Triatherm (marked TRIAS) had a built-in O-ring chamber and must be mounted with a 42x4.5 mm O-ring without the triangular spacer.

Available heating elements



	part number	short description	remark
A	ZK02075-00	heating element 2x900W; 115Vac, screw-on (Iberital)	steam and coffee
	ZK01301-00	heating element 2x900W; 230Vac, screw-on (Firem)	
B	K01669-03	heating element 1x900W; 230Vac, faston (Backer)	coffee
C	ZK01598-03	heating element 2x900W; 115Vac, faston (Backer)	steam and coffee
	K01599-00	heating element 2x900W; 230Vac, faston (Backer)	coffee
d	K01656-02	O-ring 39x4.5mm; FKM (gasket for heating element)	used for all elements
e	K01676-00	triangular O-ring spacer for s.st. boiler, 3mm thick; s.st.	

Steam boiler

Model 2008: Left (element) side



	part number	short description	remark
a		steam boiler, bare; s.st., (10/2008-04/2009)	# 000-029
	~~XVS-B1001-Sv1~~	steam boiler, bare; s.st., model 2009	# 030-…
b	ZK00625-00	ring 52x40x2; Teflon, as gasket between element and boiler	
c		heating element 2x900W; …Vac, screw-on	see page 13
d	ZK02070-00	heating element cover Speedster; brown plastic, machined	
e	ZK01826-00	ball valve 3/8F-3/8M; nickel plated brass, lever handle	# ...-126
f	K00783-00	plug 3/8F; nickel plated brass	
g	K01661-00	fitting 1/8F-1/4M; brass	
h	~~XVSR-E1005~~	temperature sensor Pt100 1/8M; 3-wire, 27mm, s.st. (JUMO)	K03006-01*
i	~~VS-E1006~~	operational level probe 1/4M (LIV); s.st. bent, with sleeve	K01601-00, p. 17
j	~~VS-E1007~~	security level probe 1/4M (SIC); s.st.	K00802-00, p. 17
k	K00785-00	ring 1/4"; copper	
l	K00865-00	fitting 1/4M-1/4M; brass	
m	K01597-00	overheat safety switch 145°C M4; manual re-set	
n	K00786-00	ring 1/8”; copper	
o	K01657-00	fitting 1/8M-1/8M; brass	
p	C-RS-M8	washer din125A M8; s.st.	
q	C-RT-M8	lock washer din6798A M8; s.st.	
r	C-MH-M8	nut din934 M8; s.st.	

*picture shows wrong sensor. Replacement K03006-01 is 2-wire with separate cable. See also p. 17 item p.

Model 2008: Right (heat exchanger) side



	part number	short description	remark
a		steam boiler, bare; s.st.	# 000-029
	~~XVS-B1001-Sv1~~	steam boiler, bare; s.st., model 2009	# 030-…
b	no longer available	gasket 59x42x3; Teflon (for heat exchanger)	see heat exchanger on page 18
c		heat exchanger; chrome plated brass. (# … - 125)	
d	C-RT-M8	lock washer din6798A M8; s.st.	
e	C-MH-M8	nut din934 M8; s.st.	
f	ZK01557-00	fitting 1/4F-3/8M; brass	
g	K01535-00	pressure safety valve 1/4M-hose pillar; 3.0 bar, brass	
h	K00785-00	ring 1/4"; copper	
i	K00865-00	fitting 1/4M-1/4M; brass	
j	K00786-00	ring 1/8”; copper	
k	K00864-00	fitting 1/8M-1/4M; brass	
l	K01548-00	6mm copper tube; steam boiler ↔ anti-vacuum valve	
m	K00758-00	anti-vacuum valve 1/4M-hose pillar; brass	
n	no longer available	knee-adapter; Teflon	obsolete

Steam boiler model 2009-..: left (element) side



	part number	short description	remark
a	~~XVS-B1001-Sv1~~	steam boiler, bare; s.st., model 2009	# 030-626?
nip*	K01524-04	steam boiler, bare; s.st., model 2009 but all s.st. connections	# 627-…
b	K01676-00	triangular O-ring spacer for s.st. boiler 3mm; s.st.	# 141-…
c	~~ZS-B1010-v1~~	O-ring 37.47x5.33mm; Viton	# 030-174
	K01656-00	O-ring 39x4.5mm; Viton (gasket for heating element)	# 030-… (fits all)
d		heating element 2x900W	see, page 13
e	C-RS-M8	washer din125A M8; s.st.	
f	C-RT-M8	lock washer din6978A M8; s.st.	
g	K01703-00	nut M8, 5mm thick; brass	
h*	ZK02039-01	8mm s.st. tube 3/8M-3/8F (Speedster drain)	until #626?
i*	K00866-00	fitting 1/4M-3/8M; brass	
j	K00782-00	ball-valve 1/4F-1/4F; nickel plated brass, butterfly handle	# 127-626?
k	~~VS-E1006~~	operational level probe 1/4M (LIV); s.st. bent, with sleeve	K01601-00
nip	K01601-00	Level probe (short - 125mm) bent with rubber, Complete	
l	~~VS-E1007~~	security level probe 1/4M (SIC); s.st.	K00802-00
nip	K00802-00	level probe 125mm; s.st., faston	
m	K00864-00	fitting 1/8M-1/4M; brass	
n	K00719-00	fitting 3/8M-3/8M; brass	
o*	K01661-00	fitting; 1/8F-1/4M; brass	
p	~~XVSR-E1005~~	temperature sensor Pt100 1/8M; 3-wire, 27mm, s.st. (JUMO)	K03006-01
nip	K03006-01**	temperature sensor Pt100 1/8M, 27mm; s.st. with Molex	use K03007-00
	K03007-00**	sensor cable 2-wire, Pt100, 575mm, Molex > ferrule; black insulation	
q	K01704-00	plug 1/4M-M4F; brass	
r	K01597-00	overheat safety switch 145°C M4; manual re-set	

* Near the end of 2016 the steam boiler was changed to s.st. fittings welded onto the boiler to replace the brass fittings and tube for drain valve.
** The cable for the steam boiler sensor is not difficult to replace.

Steam boiler model 2009/2016: right side (heat exchanger)



	part number	short description	remark
a	~~XVS-B1001-Sv1~~	steam boiler, bare; s.st., model 2009	# 030-626?
a*	K01524-04	steam boiler, bare; s.st., model 2016 with all s.st. connections	# 627-…
b	~~VS-B1012~~	O-ring 46x2.5mm; Viton (for heat exchanger Speedster)	K03021-01
nip	K03021-01	O-ring 47x2mm; FKM, FDA (for HX Speedster)	
c	K01559-02	heat exchanger Speedster, main body; s.st.	
d	~~XVS-B1006~~	heat exchanger Speedster, flange; s.st.	see ZK01529-03
	K01654-00	T-fitting 1/4M-1/4M-1/4M; nickel plated brass	
	K00063-00	Allen bolt din912 M6x10; s.st.	
	K00823-00	ring M6; copper	
d*	ZK01529-03	heat exchanger Speedster, flange with welded-on s.st. T-fitting	
	C-BZ-M6x10	Allen bolt din912 M6x10; s.st.	
	K00823-00	ring M6; copper	
e	C-RS-M8	washer din125A M8; s.st.	
f	C-RO-M8	lock washer din6797J M8; s.st.	
g	K01703-00	nut M8, 5mm thick; brass	
h*	K00865-00	fitting 1/4M-1/4M; brass	
i*	ZK01557-00	fitting 1/4F-3/8M; brass	
j	K00784-00	ring 3/8”; copper	
k	K01535-00	pressure safety valve 1/4M-hose pillar; 3.0 bar, brass	

* See inset: near the end of 2016 the steam boiler was changed to s.st. fittings welded onto the boiler to replace the brass fittings.

Electronic control



	part number	short description	remark
a	VM-E017-I	level controller 220-230Vac; Gicar	K00698-00
b	K00698-00	level controller 220-240Vac; Giemme, with slits in cover	
nip	Z02072-00	level controller 110-120Vac; Giemme, with slits in cover	
c	~~XZSR-E1003-iT~~	temperature controller; Jumo Itron (coffee boiler PID)	# 000-248 *
nip	ZK02100-01 *	temp. controller; JUMO diraTRON 132 (coffee boiler PID)	
d	~~ZS-E1003-Di~~	temperature controller; Jumo Di32, (steam boiler thermostat)	# 000-175 *
nip	ZK02069-01 *	temp. controller; Jumo diraVIEW 132 (steam boiler thermostat)	
e		temperature controller 230Vac; Störk ST25, steam boiler only	red digits, see f
f		temperature controller 230 Vac; Störk ST25	#176/249-340
	~~ZS-E1003-16~~	temperature controller 110-120Vac; Störk ST25 ECO	# 341-… green digits, for coffee and steam
	~~VMSR-E1003-SJ~~	temperature controller 190-210Vac; Störk ST25 ECO	
	~~VMSR-E1003-ST~~	temperature controller 220-240Vac; Störk ST25 ECO	
	K00809-01 *	temperature controller 100-240Vac; Störk ST25 ECO	
g	~~ZMSR-E1010-NO~~	solid state relay NO; 3-32Vdc control voltage (Comus)	K02455-00
nip	K02455-00	SSR NO; 3-32Vdc control power (Carlo Gavazzi, with cover)	
	K02456-00	sil-pad for SSR K02455-00 (Carlo Gavazzi)	
h	ZK01667-00	solid state relay NC; 90-240Vac control voltage (Comus)	
i	K00793-00	sil-pad for Comus solid state relay (heat transfer sticker)	
j	K00794-00	cover for Comus SSR; clear plastic	
k	K01595-00	shorting bridge for SSR; s.st. (3100 ↔ 2200 W conversion)	
l	ZK02068-00	rocker switch, DPST, OFF-ON, 15A	2001 mains switch
m	K01606-01	toggle switch, DPST, OFF-ON, 16A/250V	2014 mains switch
n	K01600-00	toggle switch, 3PDT, (ON)-OFF-(ON), 10A/250V	hot water switch
o	ZK01596-00	wheel plunger switch, SPDT, OFF-ON, 15A/250V; Honeywell	brew lever
*	specify: Speedster machine number, steam or coffee, °C or °F		

Waterways right hand side: manifold

brass flange valves have been replaced with stainless steel flange valves (05-2015)
restrictor in block has been replaced with flat-jet on block (2017).



	part number	short description	remark
nip	~~XVS-B1100-C~~	manifold assembly Speedster; 230V, jet M6x6 0.8mm	see next
nip	ZK01560-02	manifold assembly Speedster; 230V, flat-jet 0.8mm	s.st. valves
	ZK02040-02	manifold assembly Speedster; 115V, flat-jet 0.8mm	s.st. valves
a	~~XVS-B1100~~	manifold Speedster bare; brass (for jet M6x6)	
nip	~~XZS-B1100-v2~~	manifold Speedster bare; brass (for flat-jet)	
b	K00762-00	jet M6x6 orifice 0.8mm; s.st.	
nip	K01663-00	flat-jet CD10; 0.8mm; s.st.	
	K00791-00	O-ring Ø6.07x1.78mm; FKM75 (for flat-jet CD10)	
c	K00785-00	ring 1/4"; copper	
d	K00865-00	fitting 1/4M-1/4M; brass	
e	K01525-00	one-way valve 1/4M-1/4M; brass	
f	VK02345-00	2-way flange valve, orifice 2.5mm; brass, coil 230Vac (Parker)	K00818-00
	ZK02077-00	coil 115Vac (for brass flange valves Parker)	
nip	C-SK-M4x12	Phillips screw din7985 M4x12; s.st.	brass flange valves
	C-RT-M4	lock washer din6798A M4; s.st.	
nip	K00818-00	2-way flange valve, orifice 2.5mm; s.st., coil 230Vac (Parker)	minimum 216Vac
	ZK00816-00	2-way flange valve, orifice 2.5mm; s.st., coil 115Vac (Parker)	
	C-SK-M4x0.6	Phillips screw din7985 M4x6; s.st.	s.st. valve \ flat-jet
	C-SK-M4x08	Phillips screw din7985 M4x8; s.st.	s.st. valve w. flat-jet

Waterways right hand side: mix-block

brass flange valves have been replaced with stainless steel flange valves (05-2015)
restrictor in fitting has been replaced with flat-jet on block (2017).



	part number	short description	remark
nip	~~XVS-B1018-C~~	mix-block Speedster assembly; 230V, s.st. valves, jet M6x6	see next
nip	ZK01560-02	mix-block Speedster assembly; 230V, s.st. valves, flat-jet	w. flat-jet 0.8mm
	ZK02040-02	mix-block Speedster assembly; 115V, s.st. valves, flat-jet	w. flat-jet 0.8mm
a	~~XVS-B1100~~	manifold Speedster bare; brass (for jet M6x6)	~~XZS-B1100-v2~~
b	K00786-00	ring 1/8”; copper	
c	K00864-00	fitting 1/8M-1/4M; brass	
d	K00773-00	jet housing 1/8M-1/4M; brass, with M6 inside thread	with flat-jet on block d is replaced by K02403-00
e	K00763-00	jet M6x6 orifice 0.9mm; s.st.	
f	K00779-00	perforated screen for jet housing; s.st.	
nip	K00837-01	O-ring Ø5.7x1.9mm; FKM, green or black	
	K02403-00	fitting 1/8M-1/4M; brass; shortened	
nip	K01663-00	flat-jet for block 0.8mm; s.st.	
	K00791-00	O-ring 6.07x1.78mm; FKM	for flat-jet on block
g	K00867-00	knee-fitting 1/4M-1/4M; nickel plated brass	
h	VK02345-00	2-way flange valve, orifice 2.5mm; brass, coil 230Vac (Parker)	K00818-00
	ZK02077-00	coil 115Vac (for brass flange valves Parker)	
nip	C-SK-M4x12	Phillips screw din7985 M4x12; s.st.	for brass valves
	C-RT-M4	lock washer din6798A M4; s.st.	
nip	K00818-00	2-way flange valve, orifice 2.5mm; s.st., coil 230Vac (Parker)	minimum 216Vac
	Z00816-00	2-way flange valve, orifice 2.5mm; s.st., coil 115Vac (Parker)	
	C-SK-M4x0.6	Phillips screw din7985 M4x6; s.st.	s.st. valve \ flat jet
	C-SK-M4x08	Phillips screw din7985 M4x8; s.st.	s.st. valve w. flat-jet

Waterways right hand side, water-lines

in-group restrictor has been re-located to in-line restrictor in B1050 (#115, 04-2011)
in-line restrictor is replaced by flat-jet at group-valve (#660, 02-2017, empty B034), eventually re-initiating the use of B1050



	part number	short description	remark
a	K01546-00	6mm copper tube; steam boiler ↔ mix block	
b	K01539-00	6mm copper tube; manifold ↔ combi valve	
c	K01544-00	6mm copper tube; manifold ↔ steam boiler	
d	K01545-00	6mm copper tube; manifold ↔ mix block	
e	K00695-00	combi valve (one-way/expansion); brass	includes f
f	K00789-00	disk 8x3mm; Viton (seal on plunger combi-valve)	
g	K01540-00	6mm copper tube; combi-valve ↔ HX	
h	~~XS-B1049-v1~~	6mm copper tube; flared injection line in HX (47mm)	K01541-02
i	~~XS-B1049-v2~~	6mm copper tube; flared injection line in HX (120mm)	
nip	K01541-02	6mm copper tube; flared injection line in HX (80mm)	
j	K01542-00	6mm copper tube; HX ↔ coffee boiler (1-piece)	*
nip	ZK02037-00	6mm copper tube; HX ↔ static jet (#115-671)	replaces K01542-00 remove in-group jet!
	K00775-00	jet in housing assembly; M6x6, orifice 0.6mm	
	VK03262-00	fitting-jet; 0.6mm; s.st. (can replace K00775-00)	
	ZK02038-00	6mm copper tube; static jet ↔ coffee boiler (#115-660)	
*	The 1-piece line j was used in early Speedsters (#000-115) in combination with an in-group jet. It is again used in combination with a flat-jet underneath the group-valve (#661-900). Note that there should be only 1 jet within the coffee-system.		
nip	K01659-00	2mm copper tube; coffee boiler ↔ pressure gauge	

Front-panel mounted items

gauges, PPIC, hot water switch



	part number	short description	remark
a	K01600-00	toggle switch, 3PDT, (ON)-OFF-(ON), 10A/250V	hot water switch
b	~~XVSR-B1031-P~~	pressure gauge 15 bar (for coffee boiler)	# 000-402
	K00790-00	pressure gauge 15 bar; KvdW marking	# 402-…
c	~~ZSR-B1031-S~~	pressure gauge 3 bar (for steam boiler)	# 000-402
	K01534-00	pressure gauge 3 bar; KvdW marking	# 402-900
nip	K01078-00	O-ring 37x1.5mm; black NBR (between gauge and front)	
nip	K00703-00	mounting bracket for pressure gauge; s.st.	
nip	K00820-00	flat nut 1/8"; brass	to mount gauge
d	ZK01538-00	4mm copper tube; steam boiler (front) ↔ pressure gauge	# 000-312
nip	K01538-01	4mm copper tube; steam boiler (back) ↔ pressure gauge	# 312 - …
e	cannot be ordered as separate parts	progressive pre-infusion cylinder Speedster, bare; brass	complete: ZK01526-00 see page 24
f		progressive pre-infusion piston Speedster; s.st.	
i		PPIC-cover Speedster; polished s.st.	
g	K01527-00	O-ring 26.57x3.53mm; FKM (for Speedster PPIC piston)	
h	K01528-00	spring; s.st. (for Speedster PPIC-piston, appr. 1,8x20x65mm)	
j	C-VA-M37	circlip din472 M37 (for Speedster PPIC)	

Progressive pre-infusion cylinder

	part number	short description	remark
a	ZK00239-00	metal screw din964 M5x60; s.st, polished head	
b	K01573-00	front plate for Speedster PPIC; s.st., polished	
c	out of stock	front plate for Speedster PPIC; s.st., matte-black	
d	ZK01526-00	progressive pre-infusion cylinder assembly Speedster (PPIC)	see page 23
e	K01572-00	mounting bracket for Speedster PPIC; s.st.	

Shot timer – first model



	part number	short description	remark
a	K01681-00	shot timer display with 4-pole Molex plug	# 346-…
b	~~XVR-E6080-F~~	shot timer filter; green/grey	K01682-00 see page 26
c	~~XVR-E6080-P~~	shot timer window; clear plastic	
d	out of stock	shot timer front plate; s.st., matte black	K01588-00 see page 26
e	C-BI-M3x08	Allen screw iso7380 M3x8; s.st.	for b+c
f		washer din125A M5; s.st.	not used
g	C-MV-M5x15	connection nut din6334 M5 (H=3D); s.st.	

Shot timer display, PCB, and mounting material



	part number	short description	remark
a	K01681-00	shot timer display with 4-pole Molex plug	# 346-…
b	K01682-00	shot timer window; 3mm thick grey plastic	
d	K01588-00	shot timer front plate with digit separator; s.st. polished	
e	C-BI-M3x10	Allen screw iso7380 M3x10; s.st.	for E6080-N
f		washer din125A M5; s.st., not used	not used
g	C-MV-M5x15	connection nut din6334 M5 (H=3D); s.st.	
h	~~XVMSR-E081-2~~	shot timer combi-PCB 220-240Vac; 6-pole (F) Molex	K03053-02
nip	ZK01607-00	shot timer combi-PCB 110-120Vac; 6-pole (F) Molex	
i	K01608-00	shot timer converter-cable; short, 6- (M) to 4-pole (F) Molex	use with above
nip	K03053-02	shot timer combi-PCB 220-240Vac; short cable, 6-p (F) Molex	use together
	K03054-00	shot timer converter-cable; long, 6- (M) to 4-pole (F) Molex	
j	K01680-00	terminal plug 5 pin; green	
k	C-AH-M4x35	standoff pillar 7x35 M4(F)-M4(M); nickel plated brass	
l	C-SV-M4x10	Phillips screw din965 M4x10; s.st.	
m	C-RS-M4	washer din125A M4; s.st.	
n	C-SG-M4x20	machine screw din84 M4x20; s.st.	

Steam valve and wand



Note that base of steam valve body is pointing in other direction than on hot water valve body.

	part number	short description	remark
a	K00685-01	steam valve; chromed brass, with lock washer and nut	RAW: K00869-00
b	C-RO-M16	lock washer din6797J M16; s.st.	
c	K00284-00	flat nut 3/8; brass (not chrome plated!)	alternative for c
d	K02733-00	washer Ø13mm, inner square 6.6mm; s.st.	
e	K02728-00	steam valve knob; black Nylon, custom (tulip model)	
f	K02119-00	steam valve knob; cream Nylon, custom (tulip model)	
g	C-RC-M6	fender washer din9021 M6; s.st.	
h	C-MZ-M6	lock nut din986 M6; s.st., dome cap	
i	K00849-00	spring; s.st. (against trumpet plunger, appr. 1.5x8x30mm)	
j	K00851-00	trumpet plunger; brass, complete with two O-rings	
k	K00850-00	O-ring Ø7.2x1.9 mm; EPDM, on brass trumpet plunger	2 are needed
m	K00852-00	O-ring (appr. Ø10.5x2.7mm); red silicone	
n	K00855-00	ring 3/8”; Teflon (21x16.8x2 mm)	
o	K00853-00	ball-joint nut 22mm; chromed bronze	RAW: K00854-00
p	K01753-00	steam wand Speedster; polished s.st.	RAW: K02203-00
q	K01537-00	8mm line, steam boiler ↔ steam valve; copper	
r	K02360-00	anti-burn sleeve on steam wand; 110mm	
s	K01751-00	steam wand tip 4x1.2mm; s.st.	RAW: K01752-00
	K00868-00	service kit steam/hot water wand (2x K00850 + K00852 + K00855)	k (2x) + m + n

Hot water valve and wand



Note that base of hot water valve body is pointing in other direction than on steam valve body.

	part number	short description	remark
a	K01750-00	hot water valve; chromed brass, with lock washer and nut	modified K00685
b	C-RO-M16	lock washer din6797J M16; s.st.	
c	K00284-00	flat nut 3/8; brass (not chrome plated!)	alternative for c
d	K02733-00	washer Ø13mm, inner square 6.6mm; s.st.	
e	K02728-00	steam valve knob; black Nylon, custom (tulip model)	
f	K02119-00	steam valve knob; Ivory coloured Nylon, custom (tulip model)	
g	C-RC-M6	fender washer din9021 M6; s.st.	
h	C-MZ-M6	lock nut din986 M6; s.st., dome cap	
i	K00849-00	spring; s.st. (against trumpet plunger, appr. 1.5x8x30mm)	
j	K00851-00	trumpet plunger; brass, complete with two O-rings	
k	K00850-00	O-ring Ø7.2x1.9 mm; EPDM, on brass trumpet plunger	2 are needed
m	K00852-00	O-ring (appr. Ø10.5x2.7mm); red silicone	
n	K00855-00	ring 3/8”; Teflon (21x16.8x2 mm)	
o	K00853-00	ball-joint nut 22mm; chromed bronze	RAW: K00854-00
p	K01754-00	hot water wand Speedster; polished s.st.	
r	K00862-00	anti-burn sleeve on steam/water wand; 34mm	
s	K00856-00	hot water wand tip; s.st. (mushroom shape)	
t	K00858-00	O-ring (appr. Ø16.5x2.7mm); EPDM (hot water screen assy)	
u	K00857-00	screen assembly on hot water wand tip; chrome plated brass	RAW: K00859-00
	K00868-00	service kit steam/hot water wand (2x K00850 + K00852 + K00855)	k (x2) + m + n

Interior of steam and hot water valve

Metal ball and small spring -marked **R**- are removed in both valves.
Parts marked **S** are present in steam valve only.

Not all parts are sold separately.

	part number	short description	remark
a	K00860-00	ring 24x18x2mm; Teflon (between steam valve body and base)	
b	K00821-00	spring; s.st. (appr. 2x9x31mm)	at steam plunger
c	K00873-00	plunger in steam valve; brass, with Viton sealing disk	
d	K00871-00	sealing disk 13x4x4 mm; Viton (on steam valve plunger)	
e		Allen bolt din912 M6x14; s.st	
f	C-BZ-M6x20	Allen bolt din912 M6x20; s.st.	
g	K00861-00	ring 15.5x7.5x5x4mm (seal on steam valve shaft)	2 are needed
h	K00822-00	spring; s.st. (appr. 2x12x17mm)	in end-cap
	K00874-00	service kit steam valve (K00860 + K00871 + 2x K00861)	a + d + g (2x)

Brew lever



	part number	short description	remark
a	K01633-00	support for lever and switches Speedster; sand blasted s.st.	# 001-857
nip	K02207-01	as above, for 4mm handle	# 858-899
b	C-BZ-M5x06	Allen bolt din912 M5x6; s.st.	
c	K01596-00	plunger switch with wheel (used on Speedster brew lever)	Honeywell
d	K01634-00	brew lever Speedster; 3mm, partly polished s.st.	# 001-857
nip	K02206-02	brew lever Speedster; 4mm, partly polished s.st.	# 858-899
e	K01635-00	adjusting screw M5 for spring; s.st., length 20mm	
f	K00821-00	spring; s.st. (appr. 2x9x31mm)	
g	C-BT-M6x25	bolt din933 M6x25; s.st.	
h	C-MH-M6	nut din934 M6; s.st.	
i	K00822-00	spring; s.st. (appr. 2x12x17mm)	
j	C-MB-M6	lock nut din985 M6; s.st.	
k	C-SS-M6x50	set screw din916 M6x50; s.st.	replaced by next
l	~~ZK02102-00~~	tubular spacer; polished s.st.	
m	~~ZK02103-00~~	lever knob, ball-shape, M6F; black plastic	
nip	C-SS-M6x35	set screw din916 M6x35; s.st.	
	ZK01686-00	lever knob, elongated-ball shape, M6F; black plastic	
nip	K02388-01	lever knob, ribbed, M6F; red Nylon PA6	alternatives for ZK01686-00
	K02389-01	lever knob, ribbed, M6F; black Nylon PA6	
	K02390-01	lever knob, ribbed, M6F; Ivory Nylon PA6	
n	C-SM-M5x12-P	metal screw din964 M5x12; s.st., polished head	
o	~~out of stock~~	brew lever guide plate; polished s.st., 4 holes (2009 – # 327)	ZK01636-00
nip	ZK01636-00	brew lever guide plate; polished s.st., 2 holes, 2 bolts (2014)	# 333-857
nip	K01636-01	brew lever guide plate; polished s.st., for 4mm handle	# 858-899
p	ZK01630-00	brew lever guide Speedster; black POM, for 3mm handle	# 001-857
nip	ZK02208-00	brew lever guide Speedster; black POM, for 4mm handle	# 858-899
q	ZK01615-01	right side panel bracket with bolt; sand blasted s.st.	# 030-899
r	C-RT-M5	lock washer din6798A M5; s.st.	
s	C-MH-M5	nut din934 M5; s.st.	

Discharge, model 2014

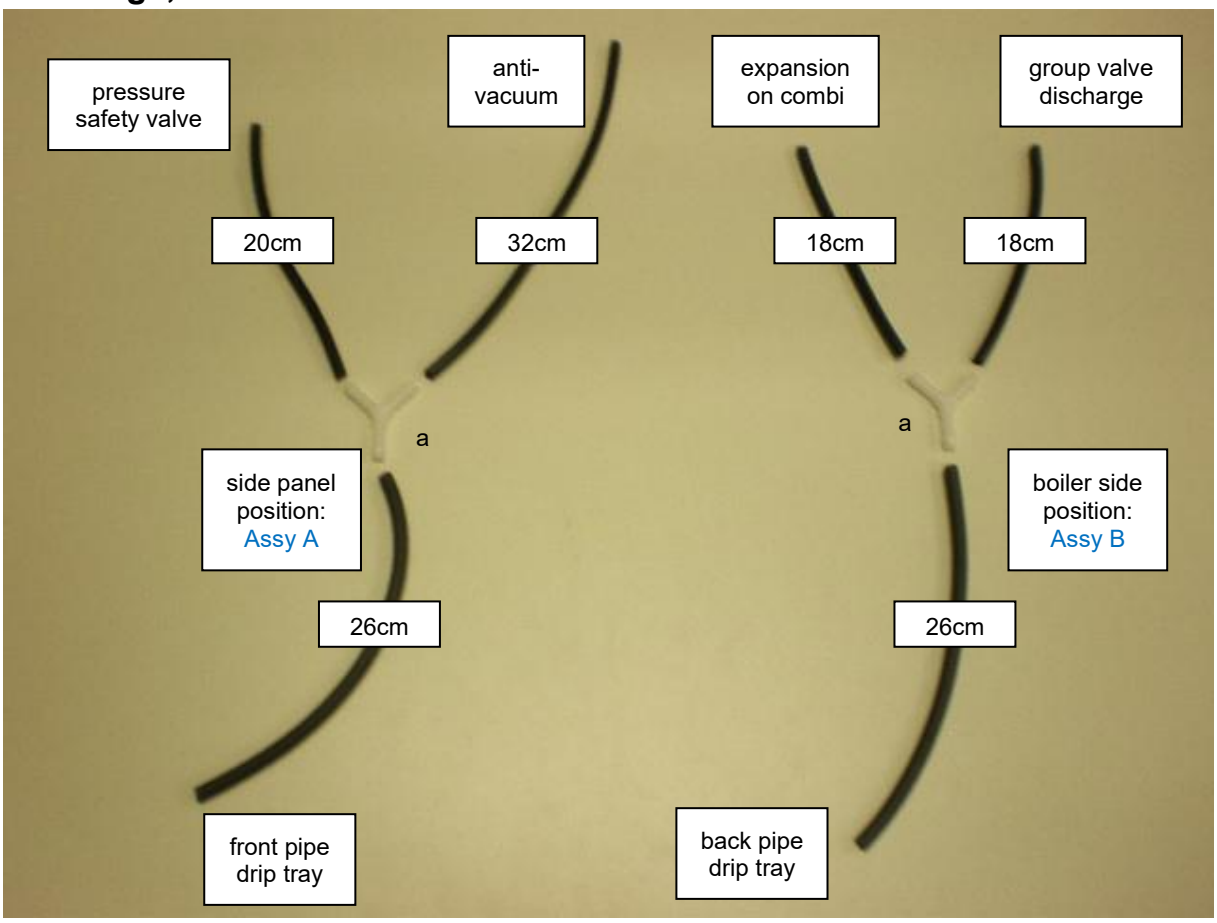

	part number	short description	remark
a	K01554-00	Y-shape hose connector 6mm; white POM	
assyA	ZK01555-00	drain hose assembly of 3 hoses and 1 connector; a-symmetric	
assyB	ZK01556-00	drain hose assembly of 3 hoses and 1 connector; symmetric	
	C-HS-ZZ4x8	silicone hose 4x8mm; black, per meter	specify length

Frame and panel-work



	part number	short description	remark
nip	~~ZS-F1007~~	horizontal strip with bolts; sand blasted s.st.	# 001-029
a	ZK01613-02	horizontal strip with nuts; sand blasted s.st.	# 030-899 *
	ZK01612-02	horizontal strip with nuts; sand blasted s.st., polished rim	# 030-899 **
b	C-SS-M8x35	set screw din916 M8x35; s.st.	
nip	~~ZS-F1018~~	top panel frame; sand blasted s.st.	# 000-029
c	~~ZS-F1018-v1~~	top panel frame; sand blasted s.st.	# 030-899 *
	~~ZS-F1018-Zv1~~	top panel frame; sand blasted s.st., polished rim	# 030-899 **
nip	~~ZS-F1008-L~~	left side panel bracket with bolt; sand blasted s.st.	# 000-029
d	ZK01614-02	left side panel bracket with nut, sand blasted s.st.	# 030-899
e	~~ZS-F1009-R~~	right side panel bracket with bolt; sand blasted s.st.	# 000-029
	ZK01615-01	right side panel bracket with bolt; sand blasted s.st.	# 030-899
f	no longer available	support plate for cable strain relief, model 2008; sb s.st.	
	ZK01631-02	support plate for cable strain relief, model 2014; sb s.st.	fits all?
g	~~ZK02060-01~~	electrics cover Speedster, model 2008; s.st.	# 000-347
	ZK01585-02	electrics cover Speedster, model 2014; s.st.	# 348 899
h	C1009-.. ..	side panel LEFT; aluminium, number to be completed	***
i	C1010-.. ..	side panel RIGHT; aluminium, number to be completed	***
j	K00702-00	fender washer 25x8.4x2.5mm; black PVC	C-RC-M8
k	C-RC-M8	fender washer din9021 M8; s.st.	
l	K00151-00	cap nut din917 M8; s.st., polished	

* engine turned and mirror body
** black (or other color) body
*** add GR for yellow/red; ZZ for black/black; ZR for black/red; contact us for custom colours.

Cup warming tray



	part number	short description	remark
a	ZK01623-00	cup warming tray Speedster; brushed finish s.st.	
b	C-DT-5x11x1.5	grommet A=5, D=1.5; black PVC	
c	K01625-00	rail for cup warming tray; polished s.st., standard	
d	K01622-00	support collar M6; polished s.st.	
e	~~not available~~	rail for cup warming tray; polished s.st., wide	

Drip tray, steam boiler isolation



	part number	short description	remark
a	~~out of stock~~	drip tray grill Speedster; s.st. (shown with protective foil)	replaced by next
nip	K01619-01	drip tray grill Speedster; s.st., with small cut-outs on sides	
b	K01618-00	drip tray Speedster; s.st.	RAW: K01617-00
c	K00701-00	drip tray support rod, 65mm, M6F-M6F; s.st.	
d	C-RC-M6	fender washer din9021 M6; s.st.	
e	C-RN-6x18x2	fender washer 6x18x2mm; natural nylon	
f	C-BT-M6x20	bolt din933 M6x20; s.st.	
g	K01558-00	steam boiler isolation; grey silicone foam	
nip	~~out of stock~~	heat shield steam boiler, high model; s.st.	
	~~XS-C1004~~	heat shield steam boiler, low model s.st., screw attachment	fits older
	ZK01571-01	heat shield steam boiler, low model; s.st., pinch attachment	fits older

Panel-work has changed a few times since production of the Speedster started. Major changes for the front panel are to allow for the wider group neck and later to accommodate the shot-timer display. The bottom panel has gained perforations for better air-flow around the machines' electronics. Newer parts may or may not fit on older machines.
Apart from these changes in shape, panel-work has been mounted with a variety of finishes: engine turned, mirror-8, mirror, matte-black, crackle-black and custom color.

When in need of new panel work, contact us to discuss the possibilities of replacement.

Pump, portafilter, Idro-matic

For parts that can be found on all our machines:

1. Pump, pump motors, water and discharge hoses:
   www.keesvanderwesten.com/downloads/pumpsandhoses.pdf

2. Portafilters and filter baskets:
   www.keesvanderwesten.com/downloads/portafilters.pdf

3. Idro-matic unit:
   www.keesvanderwesten.com/assets/idro-matic-parts-list.pdf

click the link above or copy-paste the address into your browser.

List of copper tubing version 2014

	part number	short description	remark
	ZK02039-01	8mm line, boiler -> drain valve (3/8M-3/8F); s.st.	
	K01035-00	8mm line, manifold -> combi-valve (long); copper	
	K01536-00	6mm line, group valve -> discharge hose; copper	
	K01537-00	8mm line, steam boiler -> steam valve; copper	
	ZK01538-00	4mm line, steam boiler (front) -> pressure gauge; copper	not 1-on-1 with next
	K01538-01	4mm line, steam boiler (rear) -> pressure gauge; copper	
	K01539-00	6mm line, manifold -> combi valve; copper	
	K01540-00	6mm line, combi-valve -> HX; copper	
	K01541-02	6mm line, flared HX injection (80mm long); copper	
	ZK02037-00	6mm line, HX -> static jet; copper	with static jet, replaced by next
	ZK02038-00	6mm line, static jet -> coffee boiler; copper	
	K01542-00	6mm line, HX -> coffee boiler (1-piece); copper	without static jet
	K01543-00	6mm line, expansion valve -> drain hose; copper	
	K01544-00	6mm line, manifold -> steam boiler; copper	
	K01545-00	6mm line, manifold -> mix block; copper	
	K01546-00	6mm line, steam boiler -> mix block; copper	
	K01547-00	6mm line, mix-block -> hot water valve; copper	
	K01548-00	6mm line, steam boiler -> anti-vacuum valve; copper	
	K01549-00	8mm line, solenoid steam valve -> manual steam valve; copper	option
	K01550-00	8mm line, steam boiler -> solenoid steam valve; copper	option
	K01551-00	6mm line, steam boiler -> pressostat; copper	option
	K01552-00	4mm line, T-fitting -> pre-infusion cylinder; copper	
	K01659-00	2mm line, coffee boiler or T-fitting -> pressure gauge; copper	