Parts list Speedster 2020

Document ID: Sup-PLS2-Eng
Date of issue: April 21, 2020
Revision date: November 4, 2025

CONTENT

For older machines, see https://www.keesvanderwesten.com/assets/speedster-parts-list.pdf.

Ordering information **2**
Parts order example **3**
Group valve parts **4**
Group head parts **5**
Waterways **6**
overview heat exchanger side 6
fill and mix 6
inlet block 7
mix block 7
fill block 8
coffee boiler fill parts and tubing 9
fill block and mix block copper tubing 10
Boiler parts on heat exchanger side **11**
Boiler parts on heating side **12**
Pressure gauge and double spring pre-infusion cylinder (DSPIC) **13**
Electric control items **14**
Steam valve and wand **15**
Hot water valve and wand **16**
Interior of steam and hot water valve **17**
Twist version 17
Paddle version 17
Brew lever (1) **18**
Brew lever (2) **19**
Discharge **20**
Cup warming tray **21**
Drip tray **22**
Pump, portafilter, Idro-matic unit **23**
Body work **23**
Part number conversion table **24**
List of all copper tubing in version 2020 ..... **25**

Explanation for tables:

nip	not in picture
s.st.	stainless steel
RAW	external parts sometimes also have a raw version
#	first 3 digits of machine number
~~article code~~	Original parts have run out. Replacement parts are mostly available (see remark).

Order parts via: spareparts@keesvanderwesten.com

See “Ordering information” and “Parts order example” on pages 2 and 3.

When ordering parts specify the machine number the part is meant for when possible.
Refer to this parts-list revision date when ordering.

Ordering information

When ordering spare parts directly from Kees van der Westen we ask you to send your parts list to spareparts@keesvanderwesten.com as comprehensive as possible to minimise the chance of mistakes in the delivered parts. Include the machine model, type and machine number if the parts order concerns a specific machine, also include the parts-list version you consulted.
The list should state amount, parts number and short description, see the example on the next page.

You can download the parts list on the support page that belongs to the model in question.

If the parts list is not conclusive, seek contact with support@keesvanderwesten.com before ordering.

One recipient please

When ordering parts or putting forward a question about parts, please address only one recipient on our side. When more employees receive the same email/request it is possible that all or none of the recipients feel responsible to take action.

Receive parts

In order to receive your spare parts order we need your full details, see example below:

- Billing address
- Delivery address
- Contact person
- Telephone number(s)
- E-mail address

As we do not know the final UPS shipping costs upon sending your order, we will bill you after these costs are known to us.
So you will receive the goods first and the invoice afterwards.

Payment

As for the payment of your order. Payment can be settled with PayPal or a bank wire transfer. We do not accept direct credit card transactions.
If you have a PayPal account set up it should be settled rather quickly. We could send you a payment request which takes care of it almost instantly.
A bank wire transfer is also possible, but we do not know if your bank charges additional costs and/or fees.
Please let us know which option you prefer. If you would like to pay with PayPal, we kindly ask you to inform us which email address we may send our request.

Parts order example

Send your list to: spareparts@keesvanderwesten.com

Machine model	Speedster	parts order
Machine type		
Machine number	10200620	
Parts list	December 20, 2021	

amount	parts number	short description
2	K00758-00	anti-vacuum valve 1/4M-hose pillar; brass
2	K00782-00	ball valve 1/4F-1/4F; nickel plated brass, butterfly handle
…	…	

Customer number	……. (if known)
Contact person	Coffee Lover
Billing address	Espressostreet 30 1234 Arabica COLUMBIA
Delivery address	Ristrettolane 15-ML 1234 Arabica COLUMBIA
Telephone	+12 345 678 9012
e-mail	c.lover@gmail.com

Remark: When ordering numerous parts for older machines it is wise to explain here what you like to establish. It helps us to identify possible mistakes in the parts-order such that we will seek contact to clarify the order before picking and shipping.

Group valve parts



	part number	short description	remark
a	K02996-00	special 3-way flange valve, orifice 1.5mm; s.st., 230V (ODE)	with O-rings
b	C-BZ-M4x14	Allen bolt din912 M4x14; s.st.	
c	K03022-00	O-ring Ø3x1mm, silicone (ODE 3-way valve)	centre seal (=IN)
d	K03023-00	O-ring Ø9x1mm, silicone (ODE 3-way valve)	off-centre (=OUT)
e	K01711-00	flat-jet CD07mm, 0.6mm; s.st.	shown w. O-rings
nip	K01713-00	flat-jet CD07mm; 0.8mm; s.st.	
f	K01413-00	O-ring Ø2.57x1.78mm; FKM75 (for flat-jet CD07)	
g	C-BZ-M6x20	Allen bolt din912 M6x20; s.st.	
h	C-RS-M6	washer din125A M6; s.st.	
i	K01709-03	group valve base w. two tubes in group + 55mm line + adapter	
j	K01658-01	O-ring Ø25x2.5mm; FKM75	
k	K01717-00	plug for adapter group line	
m	K01702-00	O-ring Ø9.1x1.6mm; FKM 75 ShA	
n	K01716-03	lid for adapter group line	
o	C-SZ-M5x16	slotted mushroom head screw, NF-E25-129 M5x16mm; s.st.	
p		group base; O-ring seal version, s.st.	see next page
When an Idro-matic is placed, k + n + o will not be present; mounting the adapter to the group base is then by:			
	C-SC-M5x16	countersunk screw din963 M5x16; s.st.	

Group head parts



	part number	short description	remark
a	K02201-02	group protective cap; Ivory Nylon PA6	
b	K01701-03	group protective cap; black Nylon PA6	
c	C-SS-M8x16	set screw din916 M8x16; s.st.	
d	C-MH-M6	nut din934 M6; s.st.	
e	C-RS-M6	washer din125A M6; s.st.	
f	K01689-02	group cover, bulged top; s.st.	
g	K03135-00	O-ring Ø75x2.5mm; FKM, top of group, standard size	
h	K01696-02	group head rod; s.st. (with tool-grip)	
i	K01697-02	group bayonet; chromed brass (without rods)	
j	K01695-00	O-ring Ø71.44x3.53mm; EPDM, group base, standard size	
k	K01702-00	O-ring Ø9.1x1.6mm; FKM 75 ShA	
m	K01690-03	group base; O-ring seal version, s.st.	
n	K00837-01	O-ring Ø5.7 x 1.9mm; FKM, green or black	
o	K01700-03	dispersion set; beige PEEK (base, plate, O-ring, screws)	
p	C-SC-M5x20	machine screw din963 M5x20; s.st.	
q	K00826-00	group ring; 8.0mm (Arinca)	
r	K00824-00	group shower screen; s.st., KvdW logo	

Waterways

overview heat exchanger side

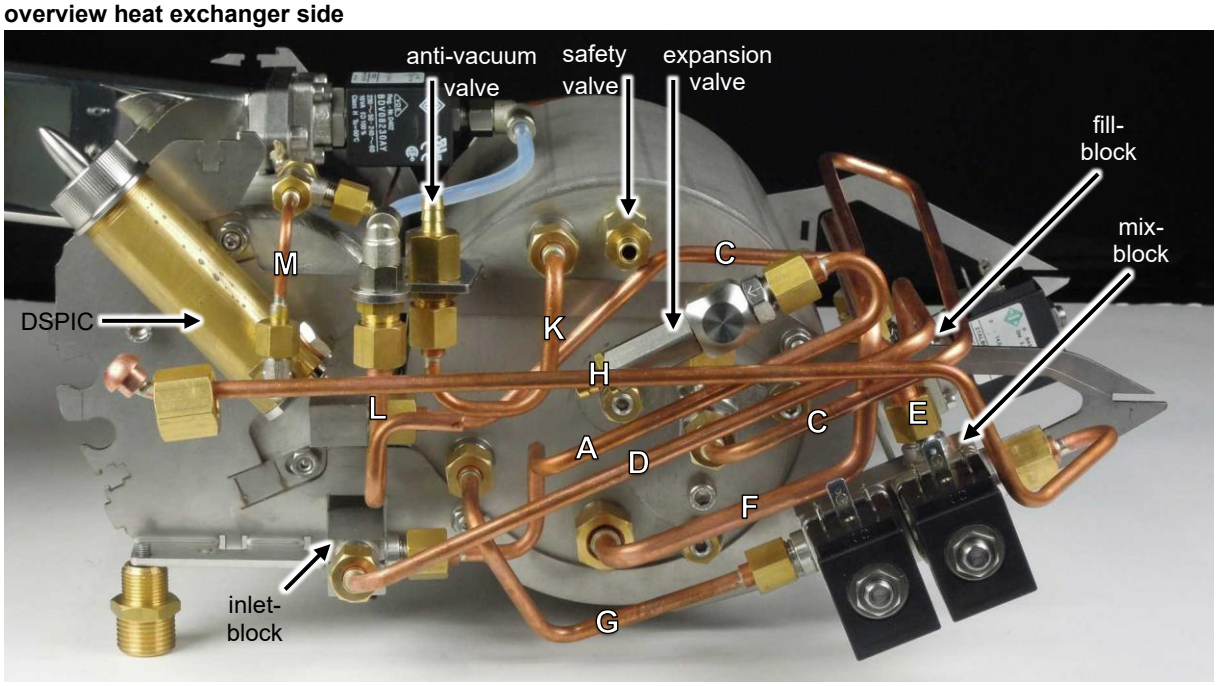

All copper lines are marked with individual OUTLINED CAPITALS throughout this parts list.

fill and mix



inlet block

	part number	short description	remark
a	VK03101-00	inlet block, Speedster 2020, bare, welded fittings; s.st.	K03327-00
	K03327-00	inlet block, Speedster 2020, one-piece; s.st.	without K03061
b	K03061-00	pushfit coupling, straight 1/4"-8mm, s.st., FKM O-ring	

mix block



	part number	short description	remark
	K03108-01	assembly: mix block Speedster 2020	
a	VK03107-00	mix block, Speedster 2020, bare, welded fittings; s.st.	K03328-00
	K03328-00	mix block, Speedster 2020, bare, one piece; s.st.	
b	K02452-00	2-way flange valve, orifice 2.5mm; s.st.; coil 230V (ODE)	
c	C-BZ-M4x14	Allen bolt din912 M4x14mm; s.st.	
d	C-BT-M4x08	bolt din933 M4x8; s.st.	
e	C-RS-M4	washer din125A M4; s.st.	

fill block



	part number	short description	remark
	K03105-00	assembly: fill block, Speedster 2020	
a	VK03104-00	fill block, bare, welded fittings, Speedster 2020; s.st.	K03326-00
	K03326-00	fill block, bare, one piece, Speedster 2020; s.st.	
b	K02452-00	2-way flange valve, orifice 2.5mm; s.st., coil 230V (ODE)	
c	C-BZ-M4x14	Allen bolt din912 M4x14mm; s.st.	
d	C-BT-M4x08	bolt din933 M4x8; s.st.	
e	C-RS-M4	washer din125A M4; s.st.	
f	K02235-00	1-way valve 1/4M-1/4M; s.st.	
g	K02447-00	thread adaptor; G3/8" - G1/4"; brass	
h	K02369-00	O-ring Ø3.5x1.0 mm; FKM 80ShA, blue, FDA	
i	K02145-00	jet needle; s.st., Ø5x26mm with thread M8x0.75mm	cold water addition
j	K02146-00	locking nut for jet needle; s.st., ~Ø9x5mm; M8x0.75mm	

coffee boiler fill parts and tubing



	part number	short description	remark
A	K02765-00	6mm line, inlet block ↔ expansion; copper	
B	K02760-00	6mm line, expansion banjo ↔ HX banjo; copper	
C	K02764-00	6mm line, HX banjo ↔ coffee boiler; copper	
d	K02235-00	1-way valve, 1/4M-1/4M; s.st.	
e	K02790-00	T-fitting, 1/4Mx1/8Fx12mmF; s.st.	
f	K02267-00	expansion valve 12bar, 1/8M-8.4mm; s.st. (not adjustable)	K03453-00
	K03453-00	expansion valve 12bar, 1/8M - push-in fitting Ø6mm; s.st.	

fill block and mix block copper tubing



	part number	short description	remark
a	K03105-02	assembly: fill block Speedster 2020	
b	K03108-01	assembly: mix block Speedster 2020	
c	K03077-00	fill block and mix block bracket Speedster 2020; s.st.	
D	K02757-00	6mm line, inlet block ↔ fill block; copper	
E	K02759-00	6mm line, fill block ↔ mix block; copper	
F	K02756-00	8mm line, fill block ↔ steam boiler; copper	
G	K02762-00	6mm line, steam boiler ↔ mix block; copper	
H	K02761-00	6mm line, mix block ↔ hot water valve; copper	

Boiler parts on heat exchanger side



	part number	short description	remark
a	K02288-00	pushfit hose, polyphthalamide, 2 x 4mm, transparent	150 mm long
b	K02281-00	pushfit coupling, elbow 1/8M - 6mm	
c	K00864-00	fitting 1/8M-1/4M; brass	connects to tube L
d	K00758-00	anti-vacuum valve 1/4M-hose pillar; brass	
e	K01535-00	pressure safety valve 1/4M-hose pillar; 3.0 bar, brass	
f	K02779-00	banjo bolt 1/4"; s.st.	
g	K02788-00	O-ring Ø13.5x1.5mm; CS FKM (Viton) 75 ShA FDA	
h	K02780-00	banjo fitting, 1/4"; s.st.	
i	C-BZ-M6x06	Allen bolt din912 M6x6mm; s.st.	drain bolt
J	K01541-02	6mm line, flared HX injection (80mm long); copper	inserts in f
k	K00823-00	ring M6; copper	
m	K03099-00	heat exchanger flange, Speedster 2020; s.st.	
	~~K03021-00~~	~~O-ring 47.35x1.78mm; FKM, FDA (HX Speedster)~~	
n	K03021-01	O-ring 47x2mm, FKM 90ShA; black (HX S,S20,RE)	
p	K01559-02	heat exchanger Speedster, main body; s.st.	
q	C-RS-M8	washer din125A M8; s.st.	
r	C-RT-M8	lock washer din6798A M8; s.st.	
s	K01703-00	nut M8, 5mm thick; brass	
t	K02447-00	thread adaptor; G3/8" - G1/4"; brass	on fill fitting

Boiler parts on heating side



	part number	short description	remark
a	K01597-00	overheat safety switch145°C M4; manual re-set	
nip		overheat cut-out 135°C, M4; manual re-set (Thermorex TK32)	
b	K01704-00	plug 1/4M-M4F; brass	
c	K00785-00	ring 1/4"; copper	
d	K00781-00	plug 1/4"; nickel plated brass	
e	K00719-00	fitting 3/8M-3/8M; brass	
f	K03006-01	Temperature sensor, Pt100, 27mm; s.st. with molex	comes with O-ring
g	K02286-00	O-ring; Ø9.25x1.78 mm; Viton green	can also be black
h	K01601-00	level probe 125mm; s.st., bent faston, bent end, with rubber	
i	K00802-00	level probe 125mm(?); s.st., bent faston	
j		drain valve assembly	k+c+m+n+d
m	K02284-00	ball valve 1/4F-1/4F; nickel plated brass, custom handle	
n	K00694-00	ring 1/4"; Teflon (17x13x2mm)	
ℙ	K01035-00	8mm line, manifold ↔ combi-valve (long) (?); copper	
q	K01676-00	triangular O-ring spacer for s.st. boiler, 3mm thick; s.st.	
r	K01656-02	O-ring Ø39x4.5mm; FKM (gasket for heating element)	
s	K01599-03	heating element 2x900W; 230Vac, faston (Backer)	
t	K01669-03	heating element 1x900W; 230Vac, faston (Backer)	
u	C-RS-M8	washer din125A M8; s.st.	
v	C-RT-M8	lock washer din6798A M8; s.st.	
w	K01703-00	nut M8, 5mm thick; brass	
x	K03005-01	Temperature sensor, Pt100, 100mm; s.st. with molex	comes with O-ring
y	K01668-00	overheat safety switch 107°C M4; automatic re-set	note plug on boiler
nip		overheat cut-out 100°C, M4; manual re-set (Thermorex TK32)	

Pressure gauge and double spring pre-infusion cylinder (DSPIC)



	part number	short description	remark
a	K00790-00	pressure gauge 15 bar; KvdW marking	
b	K02289-00	bracket for pressure gauge; s.st.	
c	K00820-00	flat nut 1/8"; brass	
d	C-SM-M5x12-P	metal screw din964 M5x12; s.st., polished head	
e	K03097-00	front mounting plate DSPIC; polished s.st.	
f	K02210-00	top cap for DSPIC; s.st.	
g	K02220-00	spring 1.6x20x73.5; CSS - 79N; DSPIC (upper spring)	
h	K02213-01	spring-spacer of DSPIC; white nylon	
i	K02221-00	spring 2x12.5x49.5; CSS - 236N; DSPIC (lower spring)	
j	K02214-00	piston for DSPIC; s.st.	
k	K00616-00	O-ring Ø20.3x2.62mm; FKM75 (PPIC & DSPIC)	
M	K02766-00	4mm line, T fitting ↔ DSPIC; copper	
N	K02755-00	2mm line, T fitting ↔ pressure gauge; copper	
o	K02212-00	cylinder for DSPIC; brass	
p	K01655-00	T-fitting 1/8Mx1/8Mx1/8M; nickel plated brass	
q	K00863-00	elbow fitting 1/8M-1/8M; nickel plated brass	
r	K00786-00	ring 1/8”; copper	
s	K00635-00	plug 1/8M; nickel plated brass	
t	C-RS-M4	washer din125A M4; s.st.	
u	C-BT-M4x08	bolt din993 M4x8mm; s.st.	
v	C-SS-M4x10	set screw din916 M4x10; s.st.	

Electric control items



	part number	short description	remark
a	K00815-00	solid state relay, NO, control 9-18Vdc, 25A /230Vac, miniature	
b	K01597-00	temperature cut-out 145°C, M4; manual re-set	will be replaced
c	K01597-01	temperature cut-out 135°C, M4; manual re-set	not yet available
d	K01668-00	temperature limiter 107°C, M4; automatic re-set	will be replaced
e	K01668-01	temperature cut-out 100°C, M4; manual re-set	not yet available
f	K03006-01	temperature sensor, Pt100, 27mm; s.st. with Molex	steam boiler
g	K03005-01	temperature sensor, Pt100, 100mm; s.st. with Molex	coffee boiler
nip	K03007-00	sensor cable 2-wire, Pt100, 575mm, Molex -> ferrule; black insulation	fits K03005 and K03006
h	~~VK00809-00~~	temperature controller 220-240Vac; Störk ST25 ECO	K00809-02
i	K00809-02	temperature controller 100-240Vac; Störk ST25 ECO	specify: 50/60Hz, steam/coffee; °C/°F
j	K03054-00	shot timer converter-cable; 6- (F) to 4- (M) pole Molex	
k	K03053-02	shot timer combi-PCB 220-240Vac; 6-pole (M) Molex plug	
m	K01681-00	shot timer display with 4-pole (F) Molex plug	
n	K01682-00	shot timer window; 3mm thick grey plastic	
o	K01588-00	shot timer front plate with digit separator; s.st. polished	
p	C-BI-M3x10	Allen screw iso7380 M3x10; s.st.	
q	C-MV-M5x15	connection nut din6334 M5 (H=3D); s.st.	
r	VK01606-00	toggle switch, DPST, OFF-ON, 16A/250V	will be replaced
	K01606-01	toggle switch, DPST, OFF-ON, 16A/250V	
s	K00896-00	flat mounting nut for switches	comes with j & k
t	K00805-00	chrome plated nut for switches	
u	K01600-00	toggle switch, 3PDT, (ON)-OFF-(ON), 10A/250V	includes s+t
v	K03063-00	silicone sleeve, Ø40x1,5x60 mm	insulator for u
w	K00697-01	electronic level controller 240V; (Giemme), incl. housing	

Steam valve and wand



Twist version. Note that base of steam valve body is pointing in other direction than on hot water valve body.

	part number	short description	remark
a	K00685-01	steam valve; chromed brass, with lock washer and nut	RAW: K00869-00
b	C-RO-M16	lock washer din6797J M16; s.st.	
c	K00284-00	flat nut 3/8; brass (not chrome plated!)	alternative for c
d	K02733-00	washer Ø13mm, inner square 6.6mm; s.st.	
e	K02728-00	steam valve knob; black Nylon, custom (tulip model)	
f	K02119-00	steam valve knob; cream Nylon, custom (tulip model)	
g	C-RC-M6	fender washer din9021 M6; s.st.	
h	C-MZ-M6	lock nut din986 M6; s.st., dome cap	
i	K00849-00	spring; s.st. (against trumpet plunger, appr. 1.5x8x30mm)	
j	K00851-00	trumpet plunger; brass, complete with two O-rings	
k	K00850-00	O-ring Ø7.2x1.9 mm; EPDM, on brass trumpet plunger	2 are needed
m	K00852-00	O-ring (appr. Ø10.5x2.7mm); red silicone	
n	K00855-00	ring 3/8”; Teflon (21x16.8x2 mm)	
o	K00853-00	ball-joint nut 22mm; chromed bronze	RAW: K00854-00
p	K01753-00	steam wand Speedster; polished s.st.	RAW: K02203-00
Q	K01537-00	8mm line, steam boiler ↔ steam valve; copper	
r	K02360-00	anti-burn sleeve on steam wand; 110mm	
s	K01751-00	steam wand tip 4x1.2mm; s.st.	RAW: K01752-00
	K00868-00	service kit steam/hot water wand (2x K00850 + K00852 + K00855)	k (2x) + m + n

Hot water valve and wand



Twist version. Note that base of hot water valve body is pointing in other direction than on steam valve body.

	part number	short description	remark
a	K01750-00	hot water valve; chromed brass, with lock washer and nut	modified K00685
b	C-RO-M16	lock washer din6797J M16; s.st.	
c	K00284-00	flat nut 3/8; brass (not chrome plated!)	alternative for c
d	K02733-00	washer Ø13mm, inner square 6.6mm; s.st.	
e	K02728-00	steam valve knob; black Nylon, custom (tulip model)	
f	K02119-00	steam valve knob; Ivory coloured Nylon, custom (tulip model)	
g	C-RC-M6	fender washer din9021 M6; s.st.	
h	C-MZ-M6	lock nut din986 M6; s.st., dome cap	
i	K00849-00	spring; s.st. (against trumpet plunger, appr. 1.5x8x30mm)	
j	K00851-00	trumpet plunger; brass, complete with two O-rings	
k	K00850-00	O-ring Ø7.2x1.9 mm; EPDM, on brass trumpet plunger	2 are needed
m	K00852-00	O-ring (appr. Ø10.5x2.7mm); red silicone	
n	K00855-00	ring 3/8”; Teflon (21x16.8x2 mm)	
o	K00853-00	ball-joint nut 22mm; chromed bronze	RAW: K00854-00
p	K01754-00	hot water wand Speedster; polished s.st.	
r	K00862-00	anti-burn sleeve on steam/water wand	
s	K00856-00	hot water wand tip; s.st. (mushroom shape)	
t	K00858-00	O-ring (appr. Ø16.5x2.7mm); EPDM (hot water screen assy)	
u	K00857-00	screen assembly on hot water wand tip; chrome plated brass	RAW: K00859-00
	K00868-00	service kit steam/hot water wand (2x K00850 + K00852 + K00855)	k (x2) + m + n

Interior of steam and hot water valve

Metal ball and small spring -marked **R**- are removed in both steam and water valve.
Parts marked **S** are present in steam valve only.

Twist version. *Not all parts are sold separately.*

	part number	short description	remark
a	K00860-00	ring 24x18x2mm; Teflon (between steam valve body and base)	
b	K00821-00	spring; s.st. (appr. 2x9x31mm)	at steam plunger
c	K00873-00	plunger in steam valve; brass, with Viton sealing disk	
d	K00871-00	sealing disk 13x4x4 mm; Viton (on steam valve plunger)	
e		Allen bolt din912 M6x14; s.st	
f	C-BZ-M6x20	Allen bolt din912 M6x20; s.st.	
g	K00861-00	ring 15.5x7.5x5x4mm (seal on steam valve shaft)	2 are needed
h	K00822-00	spring; s.st. (appr. 2x12x17mm)	in end-cap
	K00874-00	service kit steam valve (K00860 + K00871 + 2x K00861)	a + d + g (2x)



Paddle version *(flip-flop version).*

	Part number	Short description	remark
A	K00955-00	paddle steam valve; chromed brass	without handle
	K03285-00	paddle steam valve; chromed brass - RAW	
a	K00956-00	handle for paddle steam valve; black POM	RAW: K03212-00
b	K03511-00	swivel bowl for flip-flop steam valve; hardened steel	as set: K03508-01
c	K03590-01	swivel axle for flip-flop steam valve; hardened steel	
d	K03589-01	swivel base for flip-flop steam valve; hardened steel	
e	K03369-00	O-ring Ø10.77x2.62mm; EP 851	2 are needed
f	K03368-00	spring, appr. 1.5x14x24mm; s.st.	
g	K03367-00	plunger with seal in paddle steam valve	
h	K03366-00	spring, appr. 1.5x13x31mm; s.st.	
i	K00860-00	ring 24x18x2mm; Teflon (between steam valve body and base)	
	K03459-00	service kit paddle steam valve	e(2x) + g + i

Brew lever (1)



	part number	short description	remark
a	K03093-00	brew lever mounting bracket Speedster 2020; s.st.	
b	C-BZ-M5x10	Allen bolt din912 M5x10; s.st.	
c	C-BZ-M5x06	Allen bolt din912 M5x6; s.st.	
d	K00821-00	spring; s.st. (appr. 2x9x31mm)	
e	K01635-00	adjusting screw M5 for spring; s.st., length 20mm	
f	K03095-01	brew lever Speedster 2020; s.st., partly polished	
g	C-BT-M6x25	bolt din933 M6x25; s.st.	
h	C-MH-M6	nut din934 M6; s.st.	
i	K00822-00	spring; s.st. (appr. 2x12x17mm)	
j	C-MB-M6	lock nut din985 M6; s.st.	
k	K03050-00	micro-switch, SPDT, roller lever; 16A/250V	
m	C-SG-M3x30	machine screw din84 M3x30; s.st.	
n	C-RT-M3	lock washer din6798A M3; s.st.	
o	C-MH-M3	nut din934 M6; s.st.	
p	C-SG-M3x20	machine screw din84 M3x20; s.st.	
q	K03051-00	micro-switch isolation plate	
for parts with white letters, see next page			

Brew lever (2)



	part number	short description	remark
for parts with white letters, see previous page			
r	K03096-00	brew lever guide plate Speedster 2020; polished s.st.	
s	K03094-00	fixing plate brew lever guide, with M5 threads, s.st.	
t	C-SM-M5x12-P	metal screw din964 M5x12; s.st., polished head	
u	K03109-00	brew lever guide; 58x13x3mm, black POM	
v	K03064-00	fixing plate POM brew lever guide; 44x10mm, s.st.	
w	C-RS-M5	washer din125A M5; s.st.	
x	C-MH-M5	nut din934 M5; s.st.	
y	C-SS-M6x40	set screw din916 M6x40; s.st.	
z	K02389-01	lever knob, ribbed, M6F; black Nylon PA6	
zw	K02390-01	lever knob, ribbed, M6F; Ivory Nylon PA6	
zr	K02388-01	lever knob, ribbed, M6F; red Nylon PA6	

Discharge



	part number	short description	remark
a	C-HS-ZZ4x8	hose 4x8mm; black silicone, per meter	220 mm
b	C-HS-ZZ4x8	hose 4x8mm; black silicone, per meter	180 mm
c	K01554-00	Y-shape hose connector 6mm; white POM	
d	K01535-00	pressure safety valve 1/4M-hose pillar; 3.0 bar, brass	
K	K02763-00	6mm line; steam boiler ↔ anti vacuum valve; copper	
e	K00758-00	anti-vacuum valve 1/4M-hose pillar; brass	
f	K02267-00	expansion valve 12bar, 1/8M-8.4mm; s.st.	
discharge of the group-valve:			
nip	K02236-00	O-ring Ø6.8 x1.2mm; FKM 75ShA, FDA	in pushfit on valve
	K02281-00	pushfit coupling, elbow 1/8M - 6mm	
g	K02288-00	pushfit hose, polyphthalamide, 2 x 4mm, transparent	150 mm long
h	K02279-00	pushfit coupling, elbow 1/4M - 6mm	
i	K00864-00	fitting 1/8M-1/4M; brass	
L	K02758-00	6mm line: group valve elbow ↔ drain hose; copper	

Cup warming tray



	part number	short description	remark
a	K03089-00	cup warming tray Speedster 2020; brushed finish s.st.	* see below
b	C-DT-5x11x1,5	grommet A=5, D=1.5; black PVC	
c	K01625-00	rail for cup warming tray; polished s.st., standard	
d	K01622-00	support collar M6; polished s.st.	
e	C-RS-M6	washer din125A M6; s.st.	
f	C-MH-M6	nut din934 M6; s.st.	

* The cup warming tray is shown on the photo with the protective foil not removed yet.

Drip tray



	part number	short description	remark
a	K01619-01	drip tray grill Speedster; s.st., with small cut-outs on sides	* see below
b	K01618-01P	drip tray Speedster; s.st., polished	RAW: K01617-00
c	K00701-00	drip tray support rod, 65mm, M6F-M6F; s.st.	
d	C-RC-M6	fender washer din9021 M6; s.st.	
e	C-RN-6x18x2	fender washer 6x18x2mm; natural nylon	
f	C-BT-M6x20	bolt din933 M6x20; s.st.	

* The drip tray is shown on the photo with the protective foil not removed yet.

Pump, portafilter, Idro-matic unit

For parts that can be found on other machine-models as well:

1. Pump, pump motors, water and discharge hoses:
   www.keesvanderwesten.com/downloads/pumpsandhoses.pdf

2. Portafilters and filter baskets:
   www.keesvanderwesten.com/downloads/portafilters.pdf

3. Idro-matic unit:
   www.keesvanderwesten.com/assets/idro-matic-parts-list.pdf.

click the link above or copy-paste the address into your browser.

Body work

When in need of new panel work, contact us via support@keesvanderwesten.com **to discuss the possibilities of replacement.**

Part number conversion table

Items are alphabetically and numerically sorted on K-number.
Parts with K-no that do not have an old part no are not listed in the table.

Numbers in ~~strike through~~ are no longer available, sometimes the K-no in the left column is the replacement.
Parts in red font are copper lines. Use Ctrl-F to search in the table.

K-no	old part no	replaced by
K00284-00	L-M0038	
K00616-00	P016	
K00635-00	B121	
K00685-01	S001-STC	
K00694-00	B074	
K00697-01	E1017-240	
K00701-00	F007	
K00719-00	A009-F	
K00758-00	B033	
K00781-00	B068	
K00785-00	B079	
K00786-00	B082	
K00790-00	B1031-PK	
K00802-00	E029-C	
K00805-00	E070	
K00815-00	E4010-NO	
K00820-00	F065	
K00821-00	F122	
K00822-00	F126	
K00823-00	G005	
K00824-00	G013	
K00826-00	G014-80A	
K00837-01	G1007-A	
K00849-00	S011-SP	
K00850-00	S011-ST	
K00851-00	S012-ST	
K00852-00	S013	
K00853-00	S014-B	
K00855-00	S014-R	
K00856-00	S018	
K00857-00	S020	
K00858-00	S020-R	
K00860-00	S021	
K00861-00	S025-R	
K00862-00	S031	
K00863-00	S034	
K00864-00	S035	
K00868-00	S045-SK	
K00871-00	S023	
K00873-00	S024-C	
K00874-00	S044-SK	
K00896-00	E072	

K-no	old part no	replaced by
K01035-00	B6024-L	
K01413-00	G6043-O	
K01535-00	B1032	
K01537-00	B1043	
K01541-02	B1049	
K01554-00	B1066	
K01559-01	B1090-v1	K01559-02
K01588-00	C2008-TP	
K01597-00	E1018-A	
K01599-03	E1021-v3	
K01600-00	E1027	
K01601-00	E1029	
K01606-01	(~~E2001-T~~)	
K01618-00	F1010-S	
K01619-01	F1012-S	
K01622-00	F1020	
K01625-00	F1024-S	
K01635-00	F1123	
K01655-00	B1009	
K01656-02	B1010-v2	
K01658-01	B1041-v1	
K01668-00	E1018-V	
K01669-03	E1020-v3	
K01676-00	E1070	
K01681-00	E6080	
K01682-00	E6080-N	
K01689-02	G1002-v2	
K01690-03	G1003-v3	
K01695-00	G1004-P	
K01696-02	G1005-v2	
K01697-02	G1006-v2	
K01700-03	G1009-Cv	
K01701-03	G1010-B	
K01702-00	(~~G1013-v1~~)	
K01703-00	G1017	
K01704-00	G1018	
K01709-03	G6042-v3	
K01711-00	G6050-06	
K01713-00	G6050-08	
K01716-03	G6302-K	
K01717-00	G6302-P	
K01750-00	S1001-THC	

K-no	old part no	replaced by
K01751-00	S1016-12	
K01753-00	S1021	
K01754-00	S1022	
K02119-00	S002-W	
K02201-02	(~~G1010-BW~~)	
K02447-00	L-V3814	

K-no	old part no	replaced by
K02728-00	(~~S002-v2~~)	
K02755-00	(B1045)	
K03135-00	G1004-C	
~~VK00809-00~~	~~E1003-ST~~	K00809-02
~~VK01606-00~~	(~~E2001-T~~)	K01606-01

List of all copper tubing in version 2020

Sorted by identification used in parts list

ID	part number	short description	replaced by
A	K02765-00	6mm line, inlet block -> expansion; copper, S2020	
B	K02760-00	6mm line, expansion banjo -> HX banjo; copper, S2020	
C	K02764-00	6mm line, HX banjo -> coffee boiler; copper, S2020	
D	K02757-00	6mm line, inlet block -> fill block; copper, S2020	
E	K02759-00	6mm line, fill block -> mix block; copper, S2020	
F	K02756-00	8mm line, fill block -> steam boiler; copper, S2020	
G	K02762-00	6mm line, steam boiler -> mix block; copper, S2020	
H	K02761-00	6mm line, mix block -> hot water valve; copper, S2020	
J	K01541-02	6mm line, flared HX injection (80mm long); copper	B1049
K	K02763-00	6mm line; steam boiler -> anti vacuum valve; copper, S2020	
L	K02758-00	6mm line: group valve elbow -> drain hose; copper, S2020	
M	K02766-00	4mm line, T fitting -> DSPIC; copper, S2020	
N	K02755-00	2mm line, T fitting -> pressure gauge; copper, S2020	
P	K01035-00	8mm line, manifold ↔ combi-valve (long) (?); copper	B6024-L
Q	K01537-00	8mm line, steam boiler -> steam valve; copper	B1043

Sorted by part-number

ID	part number	short description	replaced by
Q	K01537-00	8mm line, steam boiler -> steam valve; copper	B1043
J	K01541-02	6mm line, flared HX injection (80mm long); copper	B1049
N	K02755-00	2mm line, T fitting -> pressure gauge; copper, S2020	
F	K02756-00	8mm line, fill block -> steam boiler; copper, S2020	
D	K02757-00	6mm line, inlet block -> fill block; copper, S2020	
L	K02758-00	6mm line: group valve elbow -> drain hose; copper, S2020	
E	K02759-00	6mm line, fill block -> mix block; copper, S2020	
B	K02760-00	6mm line, expansion banjo -> HX banjo; copper, S2020	
H	K02761-00	6mm line, mix block -> hot water valve; copper, S2020	
G	K02762-00	6mm line, steam boiler -> mix block; copper, S2020	
K	K02763-00	6mm line; steam boiler -> anti vacuum valve; copper, S2020	
C	K02764-00	6mm line, HX banjo -> coffee boiler; copper, S2020	
A	K02765-00	6mm line, inlet block -> expansion; copper, S2020	
M	K02766-00	4mm line, T fitting -> DSPIC; copper, S2020	
P	K01035-00	8mm line, manifold ↔ combi-valve (long) (?); copper	B6024-L